

EMBRACE LIFELINE: LEBANON'S NATIONAL EMOTIONAL SUPPORT AND SUICIDE PREVENTION HELPLINE

IN COLLABORATION WITH THE NATIONAL MENTAL HEALTH PROGRAM AT THE
MINISTRY OF PUBLIC HEALTH

MONTHLY EMBRACE LIFELINE INDICATORS

REPORT DATE:

NOVEMBER 2019

Introduction

Embrace Lifeline is the national helpline in Lebanon for emotional support and suicide prevention. As part of its mission, and in collaboration with the National Mental Health Program of the Ministry of Public Health (MOPH), Embrace Lifeline keeps track of its provided services both for quality assurance purposes and to report on the impact, quality, and frequency of use of its services. The below numbers are meant to offer a snapshot of the population that the Embrace Lifeline serves, taking into consideration that this information is recorded as accurately as possible while not all information may be available at all times. The metrics in this document can be considered representative of calls received during the reported time-period.

To cite this report: Embrace Lifeline: Lebanon's National Helpline (2020). Caller characteristics for the Month November - 2019. www.embracelebanon.org

embrace



Lebanese Republic
Ministry of Public Health
National Mental Health Programme

الجمهورية اللبنانية
وزارة الصحة العامة
البرنامج الوطني للصحة النفسية

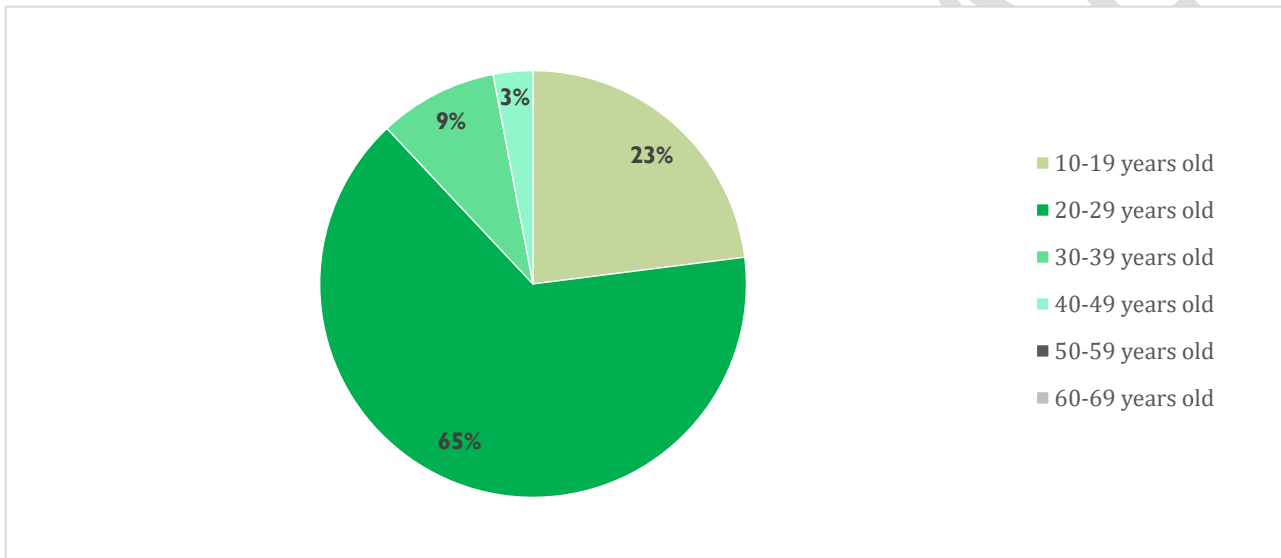


EMBRACE – MOPH/NMHP MONTHLY INDICATORS

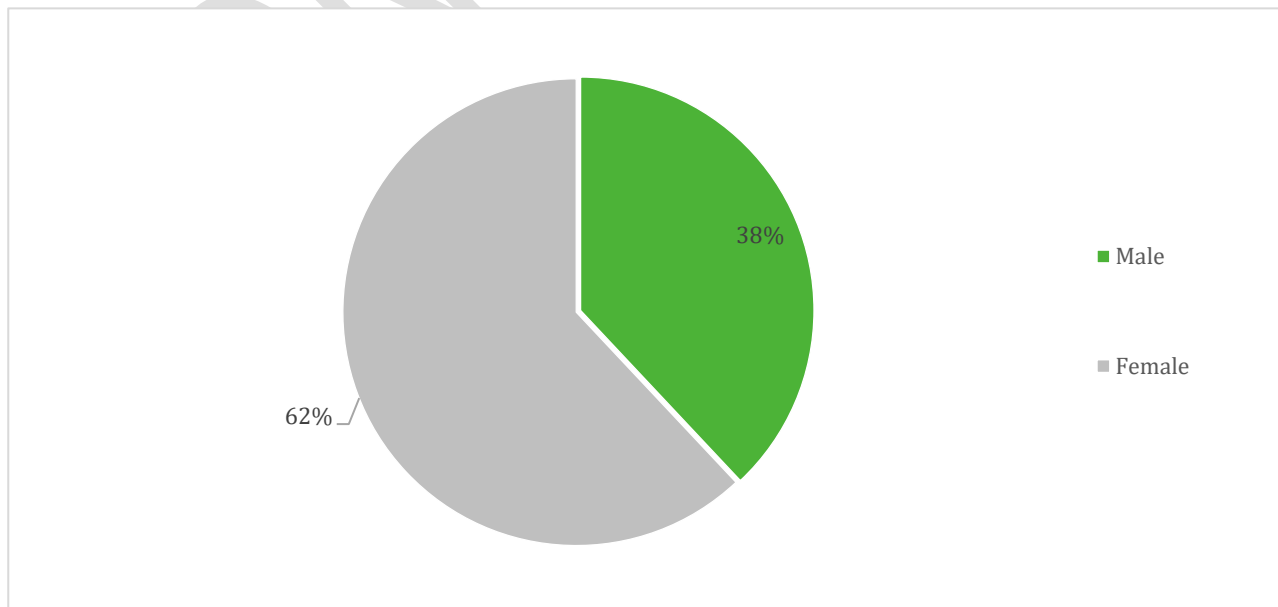
DATE	NOVEMBER 2019	TOTAL NUMBER OF CALLS WITH CAPTURED DATA	174
		TOTAL NUMBERS OF CALLS INCOMING	NA

I.	AGE OF CALLERS	MEAN AGE:	23
-----------	-----------------------	-----------	----

The majority 65% of calls were from people between 20- 29 years old, followed by 23% between 10-19 years old, followed by 9% between 30- 39 years old, and the remaining at 3% or below (40- 49 years old, 50- 59 years old and 60- 69 years old).

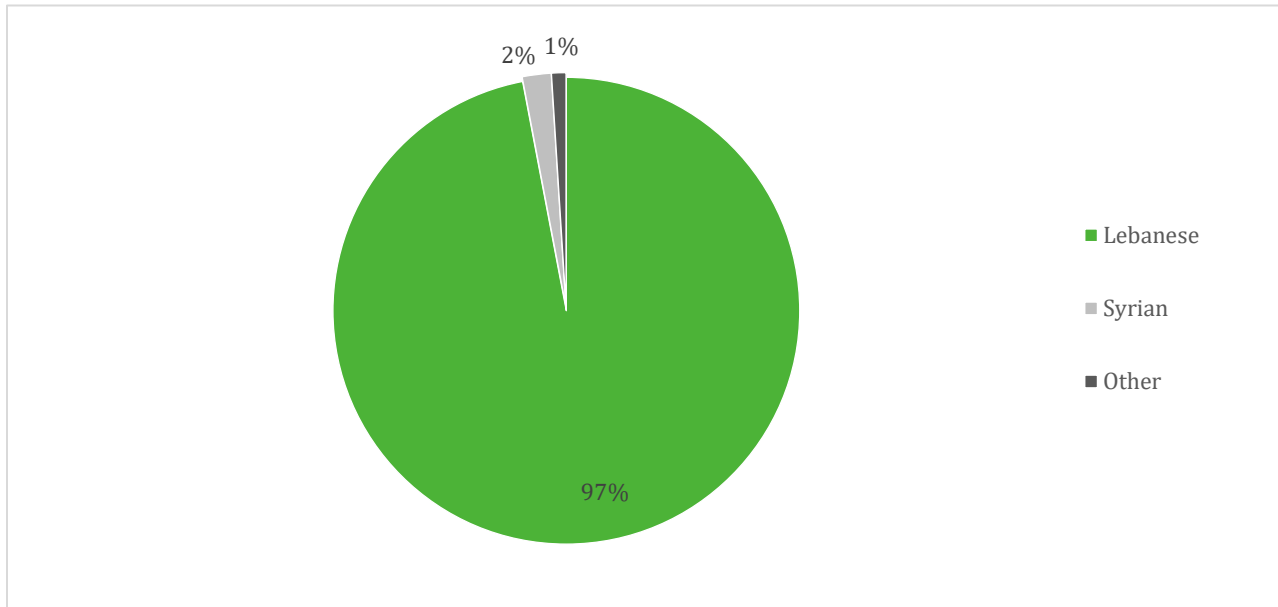


II.	SEX OF CALLERS	FEMALE	62%
------------	-----------------------	--------	-----



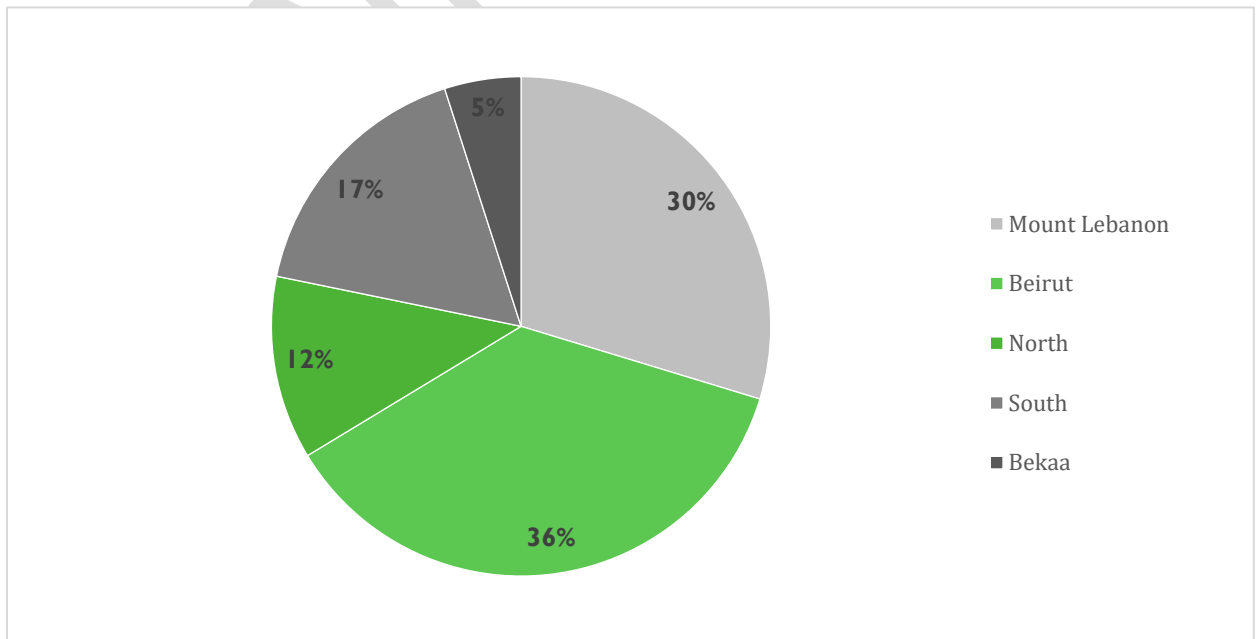
EMBRACE – MOPH/NMHP MONTHLY INDICATORS

III.	NATIONALITY OF CALLERS	LEBANESE	97%
-------------	-------------------------------	----------	-----



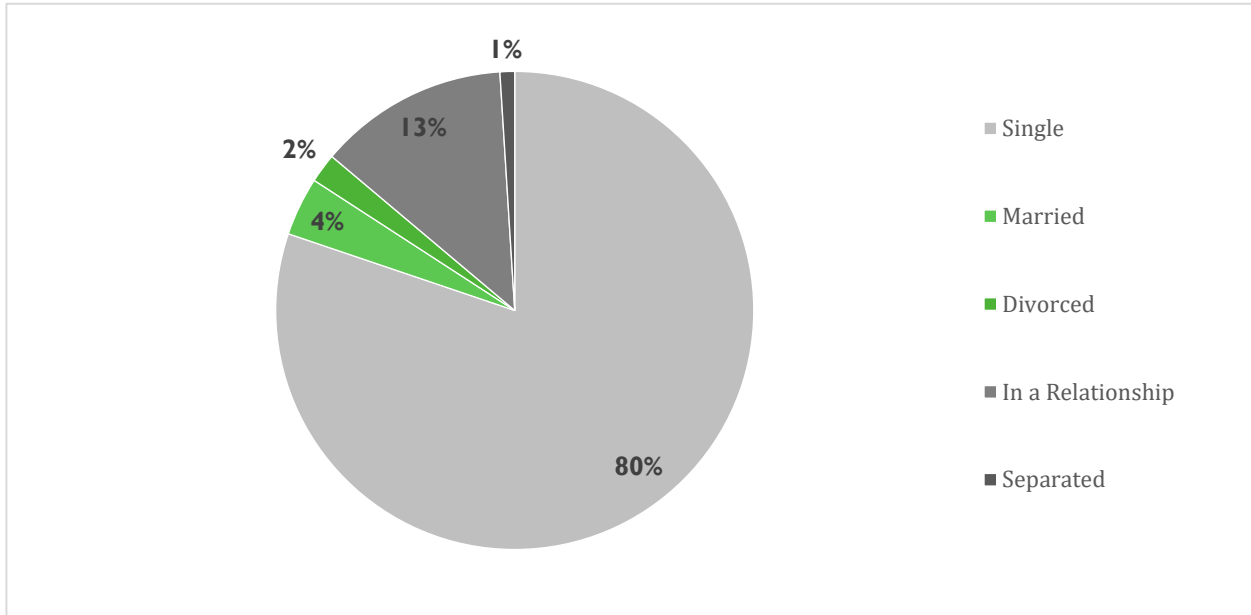
V.	COUNTRY OF CALLERS	LEBANON	100%
-----------	---------------------------	---------	------

VI.	REGION OF CALLERS	BEIRUT	36%
------------	--------------------------	--------	-----

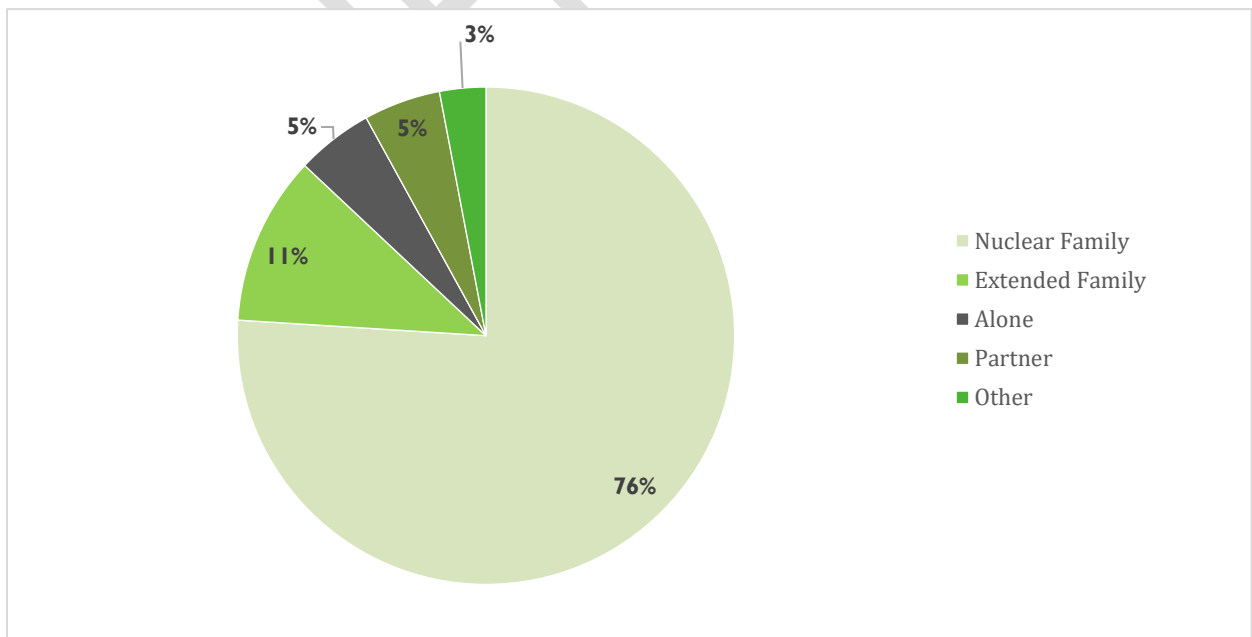


EMBRACE – MOPH/NMHP MONTHLY INDICATORS

VII.	MARITAL STATUS OF CALLERS	SINGLE	80%
-------------	----------------------------------	---------------	------------

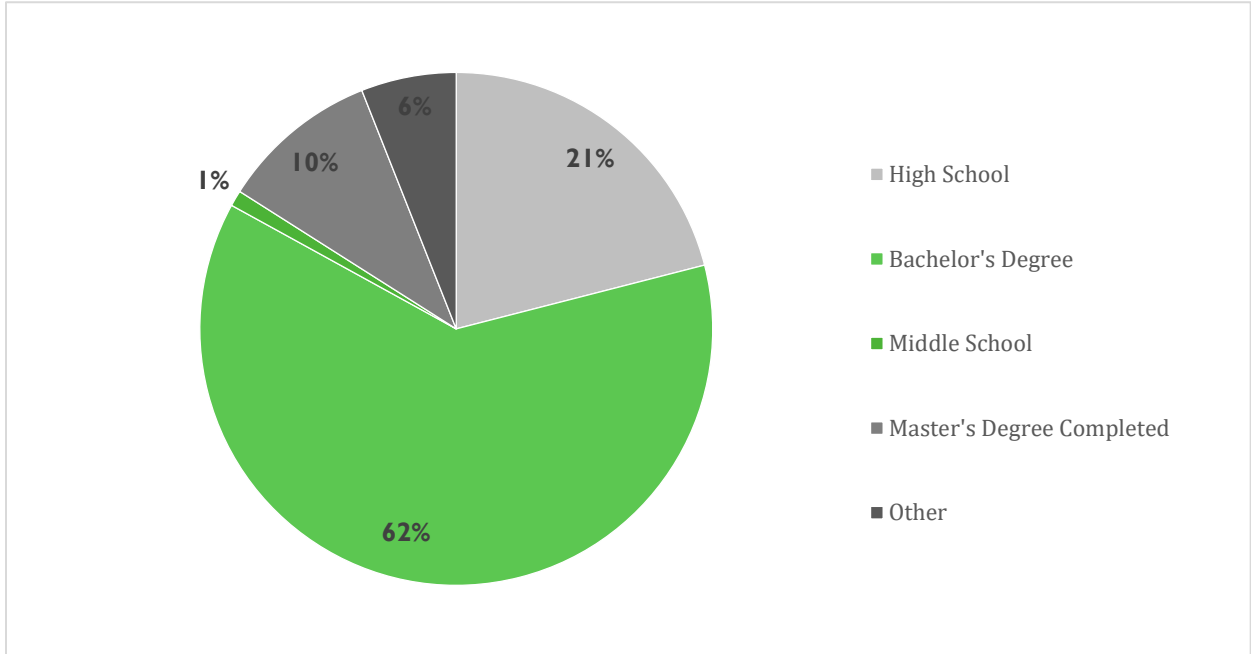


VIII.	CALLER LIVING WITH	NUCLEAR FAMILY	76%
--------------	---------------------------	-----------------------	------------

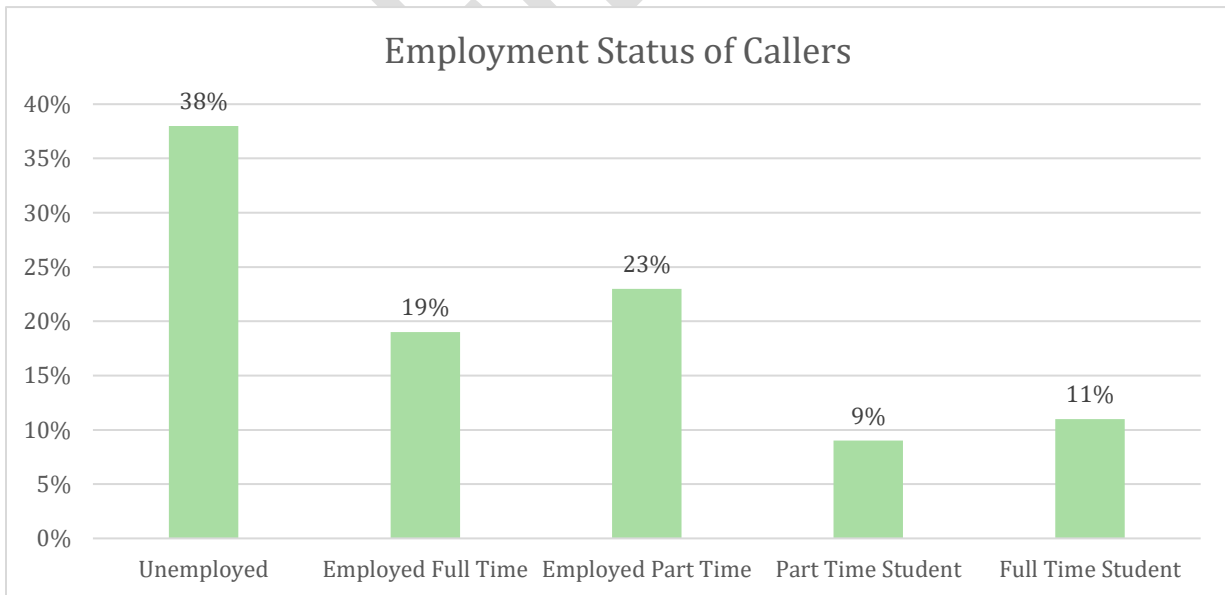


EMBRACE – MOPH/NMHP MONTHLY INDICATORS

IX.	HIGHEST LEVEL OF EDUCATION OF CALLERS	BACHELOR'S DEGREE	62%
------------	--	-------------------	-----



X.	EMPLOYMENT OF CALLERS	Each taken with N= 369
*Percentages do not add up to 100% because each caller may have more than one status.		



EMBRACE – MOPH/NMHP MONTHLY INDICATORS

XI.	CALLERS CURRENTLY RECEIVING MENTAL HEALTH SERVICES	n= 96/174
------------	---	-----------

53% of calls are from individuals who reported currently receiving mental health services

XII.	CALLERS WITH PASSIVE SUICIDAL IDEATION	n= 134/174
-------------	---	------------

54% of calls are from individuals who reported having passive suicidal ideations

XIII.	CALLERS WITH ACTIVE SUICIDAL IDEATION	n= 127/174
--------------	--	------------

27% of calls are from individuals who **had active suicidal ideations** when placing the call

XIV.	CALLERS WITH ACTIVE SUICIDAL IDEATION WITH INTENT	n= 65/174
-------------	--	-----------

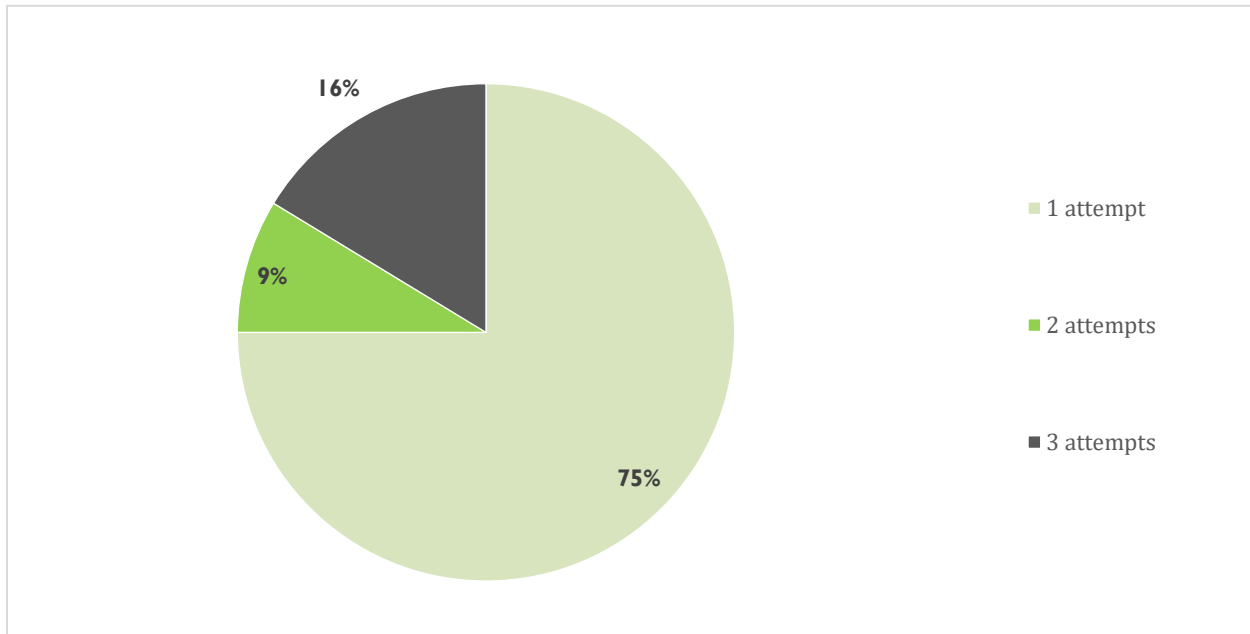
42% of calls are from individuals who **had active suicidal ideations WITH intent** when placing the call

XV.	CALLERS WITH PREVIOUS SUICIDE ATTEMPT	n= 68/174
------------	--	-----------

34% of calls are from individuals who had a **previous suicide attempt**

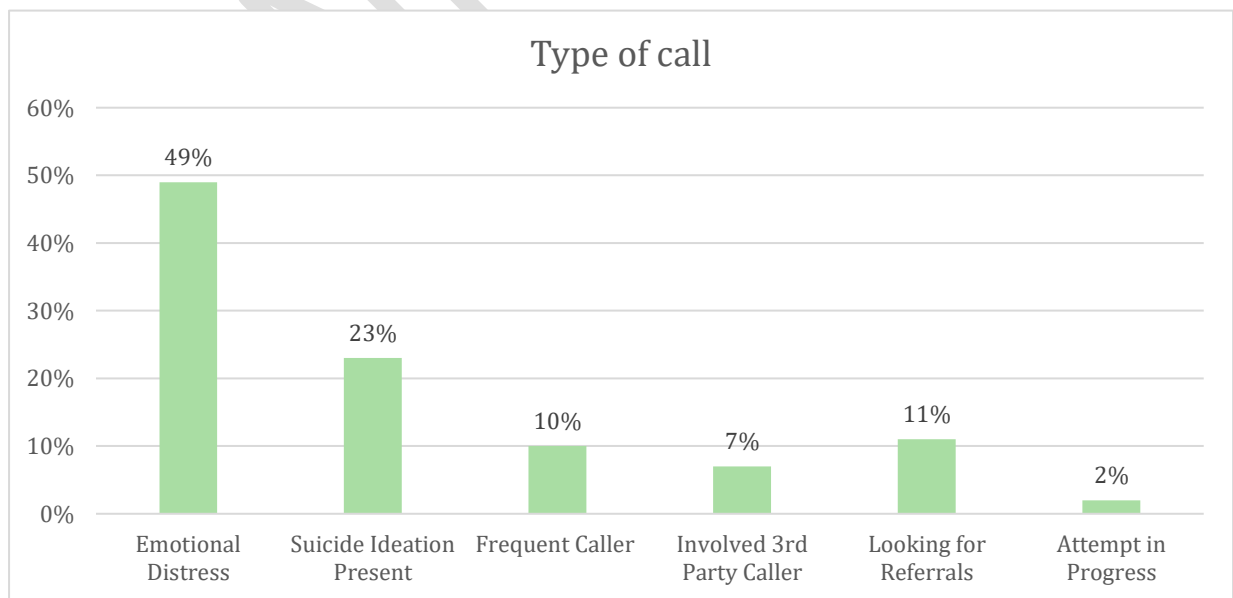
XVI.	NUMBER OF SUICIDE ATTEMPTS IN THE PAST	n= 13/174
-------------	---	-----------

EMBRACE – MOPH/NMHP MONTHLY INDICATORS



XVII. SUICIDE ATTEMPT ONGOING	N= 174/174
1% of calls are from individuals who had a suicide attempt that was ongoing during the call	

XVIII. TYPE OF CALL	Each taken with N=219
*Percentages do not add up to 100% because each caller may express more than one concern.	



EMBRACE – MOPH/NMHP MONTHLY INDICATORS

XIX.	ACTIVE SUICIDAL IDEATION AT THE END OF THE CALL	12%
<p>of calls are from individuals who had active suicidal ideation at the end of the call</p>		

XX.	ACTIVE SUICIDAL IDEATION WITH INTENT AT THE END OF THE CALL	5%
<p>of calls are from individuals who had active suicidal ideation with intent at the end of the call. Such callers are all identified as individuals who are struggling with chronic stress.</p>		

VI.	CALLERS REPORTING DECREASE IN LEVEL OF DISTRESS FROM BEGINNING TO END OF CALL	N=51
<p>96% of callers reported a decrease in the level of distress from the beginning of the call to the end. Thirteen calls were from individuals whose level of distress did not decrease from the beginning to the end of the call due to (1) high levels of distress or (2) looking for referrals with no intervention or (3) third party callers.</p>		

CONFIDENTIAL